

Shoulder Tent S Series

SHOULDER S30-1



Shoulder Tent S Series

S H O U L D E R S 3 0 - 1

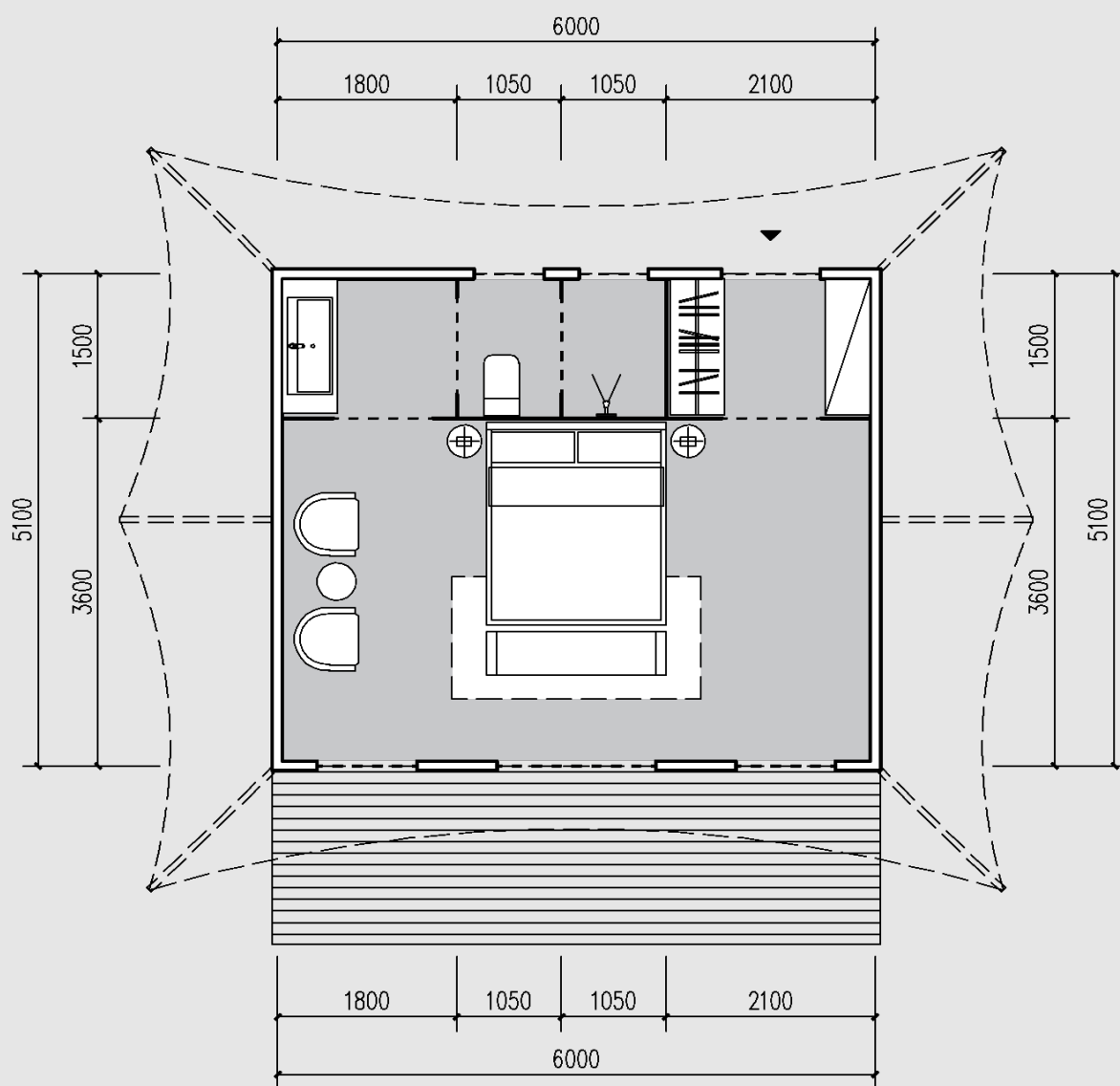
Model Type: One bedroom & One bathroom

Floor Area: 30 m²

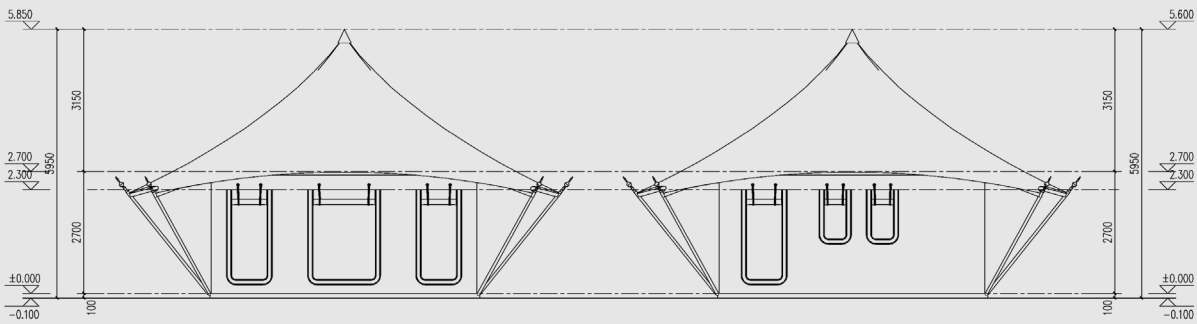
Projected Area: 55 m²

Number of beds: 1 bed

Capacity: 1 - 2 people



Floor Plan



Elevation

SHOULDER ARCHITECTURE
舒特建筑科技有限公司

Shoulder Architecture Technology Co., Ltd.
舒特建筑科技有限公司

No. 4, Lianhe Industrial Zone, North
Third Ring Road,
Huangshi City, Hubei
438000 China

河南濮阳市华龙区工业园区五号路
舒特建筑 430000

Tel: 158 1850 8822
158 2331 8212
Web: www.shoulderarchi.com
E-mail: info@shoulderarchi.com

Project Title
项目名称

Location 位置

REVISIONS

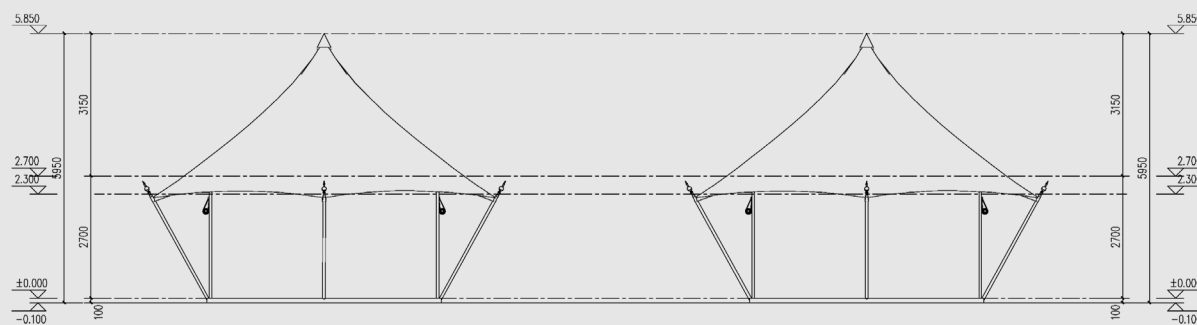
Rev.	Description
1	First Issue
2	Second Issue
3	Third Issue
4	Fourth Issue
5	Fifth Issue
6	Sixth Issue
7	Seventh Issue
8	Eighth Issue
9	Ninth Issue
10	Tenth Issue

Project Number
项目编号

Drawing Title
图名

Scale
比例

Drawing Number
图号



Elevation

SHOULDER ARCHITECTURE
舒特建筑

Shoulder Architecture Technology Co., Ltd.
舒特建筑科技有限公司

No. 4, Lianhe Industrial Zone, North
Third Ring Road,
Huangshi City, Hubei
438000 China

河南濮阳市华龙区工业园区五号路
舒特建筑 430000

Tel: 158 1850 8822
158 2331 8212
Web: www.shoulderarchi.com
E-mail: info@shoulderarchi.com

Project Title
项目名称

Location 位置

REVISIONS

Rev.	Description
1	First Issue
2	Second Issue
3	Third Issue
4	Fourth Issue
5	Fifth Issue
6	Sixth Issue
7	Seventh Issue
8	Eighth Issue
9	Ninth Issue
10	Tenth Issue

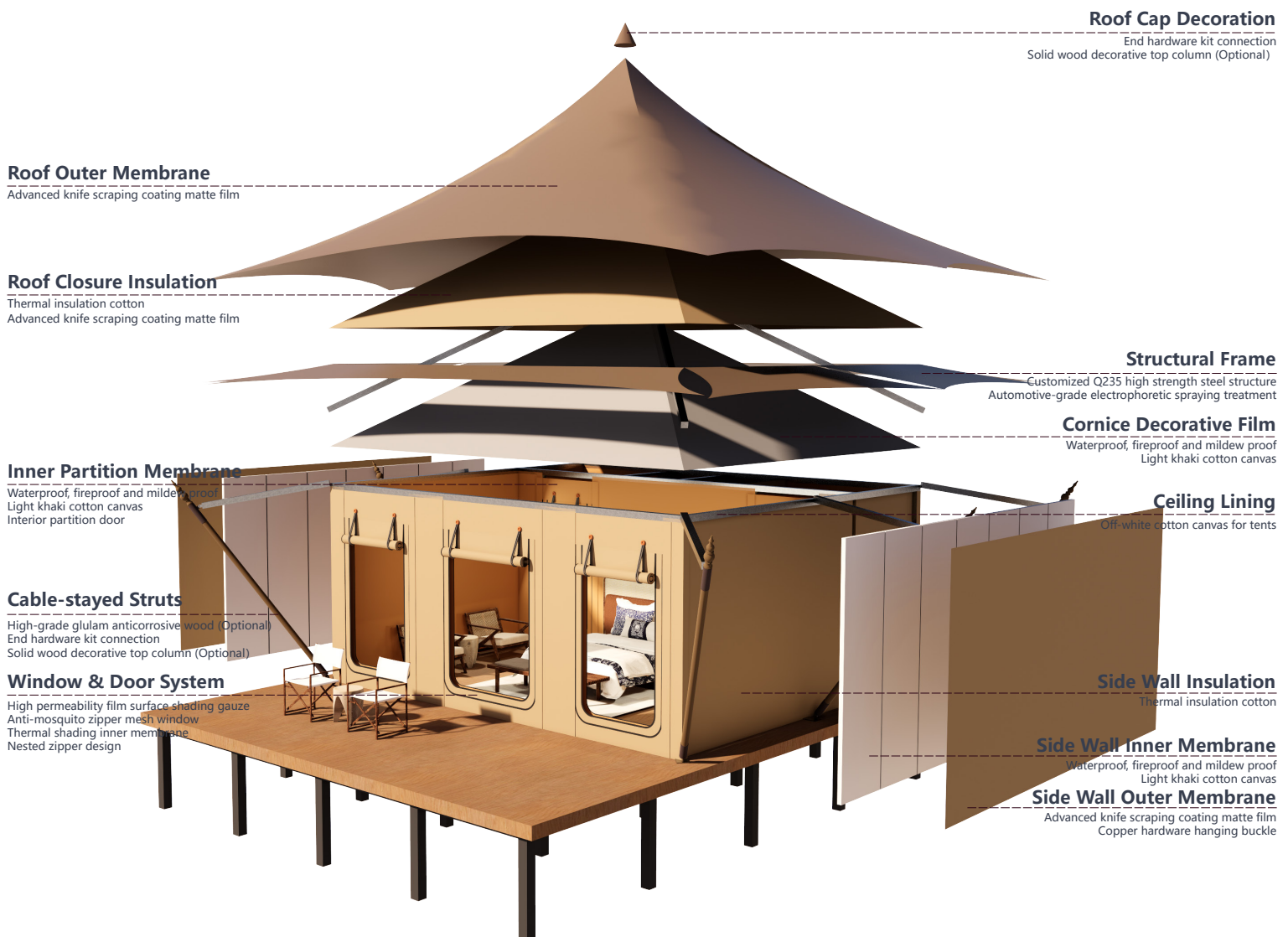
Project Number
项目编号

Drawing Title
图名

Scale
比例

Drawing Number
图号

Material specification



Facade demonstrate





Tent Optional Accessories


Glass windows: Double hollow LOW-E glass 5+12A+5;
Special bridge-cut aluminum alloy for glass window;
Steel auxiliary frame fixed; High quality hardware;
Bridge-cutoff aluminum alloy frame (customized color to match the overall style).

Glass door: Double hollow LOW-E glass 5+12A+5;
Special bridge-cut aluminum alloy for glass window;
Steel auxiliary frame fixed; High quality hardware;
Bridge-cutoff aluminum alloy frame (customized color to match the overall style).



Top column Optional Accessories

Top column: Solid wood decorative top column.
It can be customized according to the project style.



Comprehensive service

DESIGN

Conceptual Design: Project Feasibility Report; Project Concept Planning Proposal.
Schematic Design: Architectural Design; Interior Decoration Design; Landscape Design.
Deepening Design: Construction Drawing Design and Deepening; Detailed Materials Manual.

MANUFACTURE

Flexible Production: Assemble components are produced in self-operated factory.
Industrial production ensures fast assembly construction.
Accessories Purchasing: Highly cost-effective Accessories; Well-optimized and customized by Designers.

CONSTRUCTION

Guided Construction: On-site Construction Disclosure; Guidance and Acceptance Check;
Commissioning Guidance.
All-inclusive Construction: We have project managers and skilled workers to provide all-inclusive construction services.



For further information,
please contact our sales.

TEL	+ 86 15818508822
EMAIL	info@shoulderarchi.com
WEB	www.shoulderarchi.com



Shenzhen Management Center

Room 2710, F Building, Xinghe World, No.1 Yabao Road, Nankeng Community, Bantian Street, Longgang District, Shenzhen City, Guangdong Province, China.



Zhengzhou R&D Center

No.6 Liangku Industrial Zone, North Third Ring Road, Huiji District, Zhengzhou City, Henan Province, China.



Yingde Manufacturing Center

Shoulder Industrial Zone, Xujiashuang, Hanguang Town, Yingde, Qingyuan City.



Guangzhou Marketing Center

Room 1308, South Tower, Guangzhou World Trade Center Complex, No.371, Huanshi Dong Road, Yuexiu District, Guangzhou City, Guangdong Province, China.